

CALGYM

BY TUFFSTUFF





Since its inception nearly four decades ago, TuffStuff has become recognized worldwide as a leading manufacturer of high quality consumer and commercial strength products. Throughout its history, TuffStuff has been at the forefront of cutting edge technology in the fitness industry, developing

and introducing innovative exercise equipment that has stood the test of time, and become industry standards.

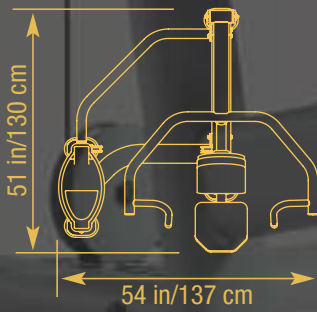
With the return of the legendary CalGym name, TuffStuff has again introduced a new line of strength equipment destined to redefine quality standards in the commercial fitness industry. Bringing together innovative design concepts and user friendly, space conscious machines, has produced a line worthy of the CalGym name.

CalGym . . . unmatched reliability, enhanced biomechanics and modern styling all combined to offer the best value in the commercial strength market. CalGym, the choice of past and future, Champions!



CG-5501

- Full length back pad provides maximum comfort and support
- Ergonomic multi-position handles allow standard and neutral grip presses
- Ratchet-style telescoping seat pad adjustment accommodates various size users
- Sealed & hidden 2" roller bearing with solid steel shaft for smooth press movement
- 200 lbs. steel weight stack



Ht: 59 in/150 cm
Wt: 396 lb/180 kg
Shpg Wt: 471 lb/214 kg

SHOULDER PRESS

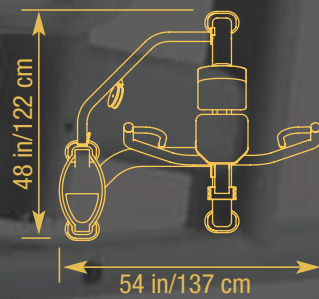


CG-5502

- Easy access adjustable seat pad accommodates various size users
- Ergonomic multi-position handles allow standard and neutral grip presses
- Full length back pad maximizes user comfort and support
- Correct pivot position ensures proper exercise biomechanics
- 200 lbs. steel weight stack



CHEST PRESS



Ht: 59 in/150 cm
Wt: 405 lb/184 kg
Shpg Wt: 480 lb/218 kg

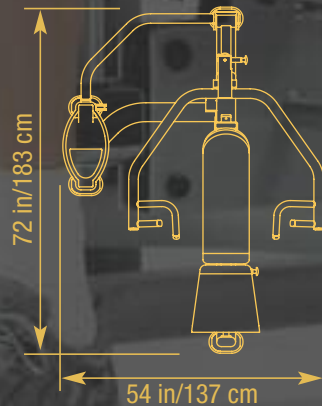


CG-5503

- Unique multi-position bench allows for variety of press exercises
- Smooth roller style seat assembly offers quick and easy transition between flat, incline, and shoulder press movements
- Multiple grip design provides greater user comfort and variety
- Adjustable press bar with ergonomic handles ensures a custom fit
- 200 lbs. steel weight stack



MULTI-PRESS



Ht: 59 in/150 cm
 Wt: 460 lb/209 kg
 Shpg Wt: 535 lb/243 kg

CG-5503 MULTI-PRESS



CG-5504

- Dual function lat and low row exercises
- Adjustable thigh hold down pads accommodate various size users
- Oversized bench allows seated row exercises
- Durable rubber coated foot rests provide secure brace positioning
- 200 lbs. steel weight stack



LAT/MID ROW

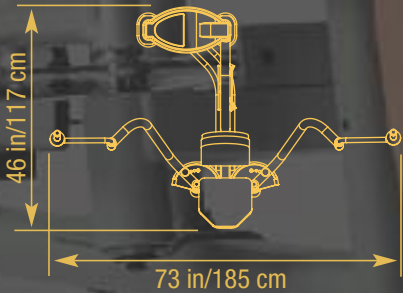
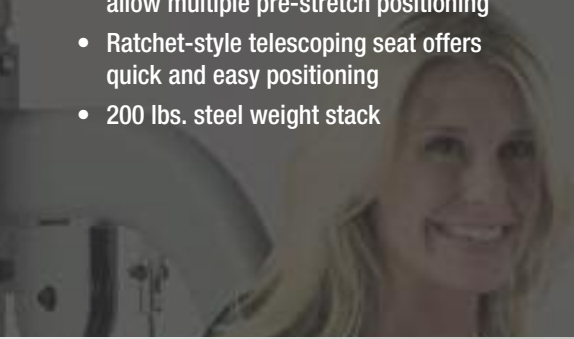


Ht: 80 in/203 cm

Wt: 415 lb/188 kg Shpg Wt: 490 lb/222 kg

CG-5505

- Biomechanically correct exercise design with rotating handle bar
- Chrome plated adjustment cams allow multiple pre-stretch positioning
- Ratchet-style telescoping seat offers quick and easy positioning
- 200 lbs. steel weight stack



Ht: 59 in/150 cm
Wt: 400 lb/181 kg
Shpg Wt: 475 lb/215 kg

PECTORAL CONTRACTOR



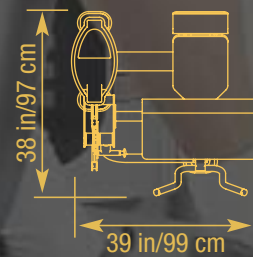


CG-5506

- Unique handle design allows bicep and tricep exercises
- Deluxe contoured arm pad enhances user comfort
- Adjustable leg hold down pads accommodate various size users
- Multiple start positions for both exercises
- Ratchet-style telescoping seat offers quick and easy positioning
- 150 lbs. steel weight stack



BICEP/TRICEP



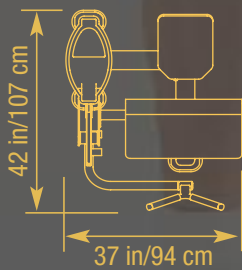
Ht: 59 in/150 cm
Wt: 335 lb/152 kg
Shpg Wt: 410 lb/186 kg

CG-5506 BICEP/TRICEP



CG-5507

- Ergonomic "V" handle design maximizes muscle isolation
- Deluxe contoured arm pad enhances user comfort
- Ratchet-style telescoping seat offers quick and easy positioning
- Biomechanically advanced cam design ensures correct resistance curve
- 150 lbs. steel weight stack



Ht: 59 in/150 cm
Wt: 315 lb/143 kg
Shpg Wt: 390 lb/177 kg

BICEP CURL



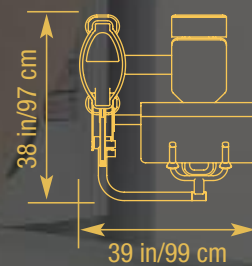


CG-5508

- Deluxe contoured arm pad maximizes user comfort and proper positioning
- Neutral grip handle design enhances muscle isolation and minimizes joint strain
- Adjustable leg hold down pads accommodate various size users
- Biomechanically advanced cam design ensures correct resistance curve
- Ratchet-style telescoping seat offers quick and easy positioning
- 150 lbs. steel weight stack



TRICEP EXTENSION



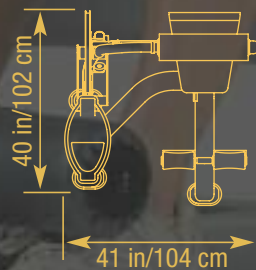
Ht: 59 in/150 cm
 Wt: 320 lb/145 kg
 Shpg Wt: 395 lb/179 kg

CG-5510

- Quick-set torso pad easily adjusts for both abdominal and back exercises
- Seat belt enhances user comfort, support and safety
- Oversized seat accommodates a wide variety of user sizes
- Rubber coated foot brace and upholstered foot rolls help keep user in proper alignment
- 200 lbs. steel weight stack



ABDOMINAL/BACK



Ht: 59 in/150 cm
Wt: 395 lb/179 kg
Shpg Wt: 470 lb/213 kg

CG-5510 ABDOMINAL/BACK

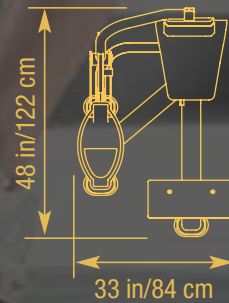


CG-5511

- Oversized back pad maximizes user comfort
- Extended seat pad accommodates various size users
- Seat belt for enhanced user comfort, support and safety
- Non-skid diamond plate foot brace
- 200 lbs. steel weight stack



BACK EXTENSION



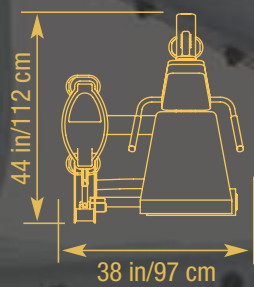
Ht: 59 in/150 cm
Wt: 295 lb/134 kg
Shpg Wt: 370 lb/168 kg

CG-5512

- Ratchet-style telescoping back pad offers quick and easy positioning
- Self aligning foot roll accommodates various size users
- Biomechanically correct seat angle ensures maximum muscle isolation and user comfort
- 200 lbs. steel weight stack



LEG EXTENSION



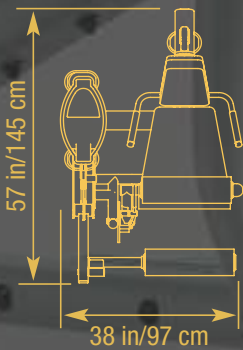
Ht: 59 in/150 cm
Wt: 385 lb/175 kg
Shpg Wt: 460 lb/209 kg

CG-5513

- Ratchet-style telescoping back pad offers quick and easy positioning
- Convenient multi-position thigh hold down pad ensures proper exercise form
- Self-aligning foot roll accommodates various size users
- Biomechanically correct seat angle ensures maximum muscle isolation
- 150 lbs. steel weight stack



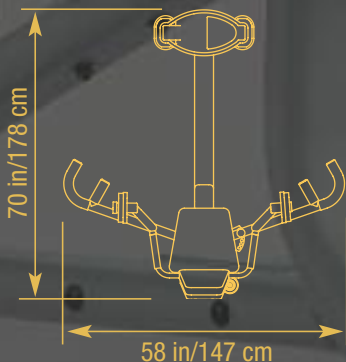
LEG CURL



Ht: 59 in/150 cm
Wt: 396 lb/180 kg
Shpg Wt: 471 lb/214 kg

CG-5515

- Unique combo design allows for adduction and abduction exercises
- Swivel thigh pads allow quick exercise set up
- Multiple start positions for both inner and outer thigh exercises
- Built-in handles for support
- 150 lbs. steel weight stack



Ht: 59 in/150 cm
Wt: 340 lb/154 kg
Shpg Wt: 415 lb/188 kg

INNER/OUTER THIGH



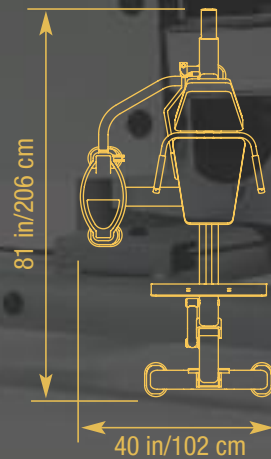


CG-5516

- 4-bar linkage design ensures correct ankle and knee alignment during exercise
- Convenient adjustment handle allows for simultaneous seat and back pad adjustment from seated position
- Smooth roller style seat adjustments
- 2:1 cable ratio allows up to 400 lbs. resistance
- 200 lbs. steel weight stack



LEG PRESS



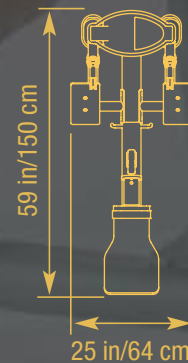
Ht: 80 in/203 cm
 Wt: 535 lb/243 kg Shpg Wt: 610 lb/277 kg

CG-5517

- Dual handle design allows unilateral and bilateral movement for maximum muscle conditioning
- Ratchet-style telescoping chest support for quick and easy positioning
- Oversized seat design accommodates various size users
- Large non-skid foot plates
- Self-aligning ball bearing swivel pulley for smooth movement
- 200 lbs. steel weight stack



SEATED ROW

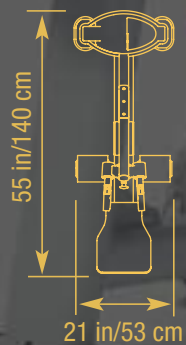


Ht: 80 in/203 cm

Wt: 405 lb/184 kg Shpg Wt: 480 lb/218 kg

CG-5518

- Dual handle design allows maximum muscle conditioning
- Adjustable thigh hold down pads accommodate various size users
- Self aligning ball bearing swivel pulleys for smooth movement
- 200 lbs. steel weight stack



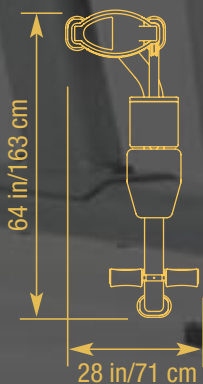
Ht: 80 in/203 cm
Wt: 495 lb/225 kg
Shpg Wt: 570 lb/259 kg

LAT PULLDOWN



CG-5519

- Ergonomically designed, contoured back pad ensures maximum muscle isolation and back support
- Padded ab-strap provides comfort and ease-of-use
- Adjustable seat accommodates wide variety of user sizes
- Rubber coated foot brace and upholstered foot rolls help keep user in proper alignment
- 150 lbs. steel weight stack



Ht: 59 in/150 cm
Wt: 290 lb/132 kg
Shpg Wt: 365 lb/166 kg

ABDOMINAL CRUNCH



SPECIFICATIONS, FEATURES & WARRANTY

- Heavy duty 2" x 4" 11-gauge oval steel frames combined with 2" 11-gauge round tubing accents
- Internal cabling on majority of machines ensures user safety and enhanced appearance
- Sealed 2" roller bearings and 1" diameter solid steel axle encased in machined housing provides precise alignment, improved aesthetics and friction-free movement of primary pivot points
- 1" solid steel axles with 1" bronze oil lite bushings on all secondary pivot points
- 4-1/2" and 3-1/2" diameter fiberglass reinforced nylon pulleys with sealed roller bearings
- High density EMR Urethane foam padding with double-stitched upholstery secured to 3/4" plywood backing
- Standard upholstery color: Canyon Carbon. Premium grade naugahyde with protective finish formulated to resist bacteria, abrasions, stains and mildew (other color options available for additional charge)
- USA-Made/Certified 2200 lbs. test 3/16" military-spec nylon coated cable
- High durability electrostatic powder coat finish in Georgian Grey with Platinum Sparkle accents (other color options available for additional charge)
- Magnetically secured selector pins and steel weight stacks are easily accessible from seated position
- 3/4" precision ground, hard chrome finish, solid steel guide rods
- Machined steel weight plates with premium nylon bushings for smooth functions
- Heavy-duty automotive SMC safety shields with integrated exercise placard and weight stack sticker, fully enclose weight stack for safety and durability
- Premium grade nylon inserts in all seats assemblies allow smooth and easy pad adjustments
- Biomechanically designed 7-gauge steel cams provide proper resistance curves throughout full range of motion
- Thermoplastic rubber handgrips secured with aluminum end caps for durability and improved feel
- Protective rubber stabilizer feet standard on all machines
- Decorative and protective weight stack cover with integrated storage compartment on all machines
- Protective steel pulley covers at all points ensures safety and improves aesthetics
- Full commercial warranty

WARRANTY*

- LIFETIME:** Frames, welds, cams and weight plates
- 5-YEAR:** Bushings, pivot bearings, pulleys, and guide rods
- 1-YEAR:** Linear bearings, pull-pin components
- 6-MONTH:** Finish, cables, upholstery and rubber grips

* See Owner's Manual for details



Optional cup and towel holder



TuffStuff Fitness Equipment, Inc., 1325 E. Franklin Ave., Pomona, CA 91766 Ph 909-629-1600 888-884-8275

Fx 909-6290-4967 info@tuffstuff.net www.tuffstufffitness.com